


**2010**  
**METOLIUS**  
**CLIMBING**





It's shocking to think that it's been twenty-five years since we cranked up the Metolius Climbing machine, and 2010 marks our 25th consecutive year in business! Wow!



Getting our start in Doug Phillips' tiny garage near the headwaters of the Metolius River (from where we take our name), none of us could have envisioned where climbing would be in 25 years or that we would even still be in the business of making climbing gear. In the 1980s, the choices one had for climbing equipment were fairly limited & much of the gear then was un-tested, uncomfortable, inadequate or unavailable. Many solved this problem by making their own equipment, the Metolius crew included.

Much has changed in the last 2 ½ decades since we rolled out our first products. The expansion we've seen has been mind-blowing and what a journey it's been. The climbing life is so full of rich and rewarding experiences that it really becomes the perfect metaphor for life, with its triumphs and tragedies, hard-fought battles, whether won or lost, and continuous learning and growing. Over time, we've come to figure out what our mission is and how we fit into the big picture. Our safer-by-design philosophy has evolved as a result of the incredible dangers associated with climbing: rock fall, bad pro, falling off, avalanches, untied knots... the list is long! It's not just some jive marketing statement, but one born and bred from a lifetime's worth of accumulated experience. Our mission is to make the strongest, safest, most bombproof gear in the world. At every opportunity, we try to exceed the established safety standards while providing the highest level of performance. We exhaustively test and re-test, in the lab and out in the real world... using ourselves as the test guinea pigs! If we don't feel like the standards are up to par, we work with the sanctioning bodies (CE/UIAA) to help re-write the standards. We do this because we, too, put our lives on the line and you need to know that you can count on our gear 100%!

The sport of climbing, a way of life really, has so many amazing aspects: the incredible places it takes you, the wide variety of ways you can climb (from wee boulders to massive 8000 meter mountains), as well as the people you meet. Climbing brings people and nations together. I can't even begin to list all the incredible climbers I've met through the years, plus I'm still meeting them. Every trip you go on, every country you visit means a whole new list of contacts... some will become friends for life. Enclosed in this catalog is a very small sampling of people who touched our lives, influenced the way we think about climbing, showed us how to climb better, train harder, laugh out loud, and expand the doors of perception so that we could move off our current mental plateau and ultimately become better people. From Fred Becky to Lynn Hill, Jim Bridwell to Matt Wilder and all the unsung heroes you've never even heard of... climbing has such a wild collection of rogue individuals it's quite amazing. Of course, there were generations before these cats... and all helped to get climbing where it is today. We want to thank all of you who helped keep us strong and in business... here's to another 25!

Brooke Sandahl



**(1) Smith Rock, Oregon ~ 1985** Mad cranker Kim Corrigan seen here making the 2nd ascent of Latest Rage. Joined by fellow Aussie Geoff Wiegand & the British hardman Jonny Woodward, this was one of the first international crews to arrive at Smith and tear the place up. The lads made many early repeats in the dihedrals that year. These were the days when 5.12 was considered cutting edge and many of these routes were projected and a few of the easier 5.12s were done on-sight by Jonny and Kim. © Brooke Sandahl

**(2) Smith Rock ~ 2007** Metolius Q.C. engineer Mike Stoger seen here hucking yet another lap on his favorite 12d (Kings of Rap) in the park. The name Kings had a dual meaning: rap music was just emerging and we were into this album titled Kings of Rap by Grand Master Flash, plus we were into rap bolting... so the name just kind of fell into place. © Ben Moon

**(3) Bend, Oregon ~ 1989** After we moved out of Doug's garage (the original Metolius shop located in Camp Sherman) we moved into Bend. This is top shop hand, Tom Archer in our new Bend headquarters. © Brooke Sandahl



Hardware Collection	5 - 15
Sewn Goods Collection	18 - 23
Big Wall Collection	24 - 31
Super Chalk/Chalk Bags	32 - 35
Crash Pad Collection	36 - 37
Monster Ropes/Rope Bags	38 - 39
Training Collection	41 - 49

## METOLIUS CLIMBING

63189 Nels Anderson Rd.  
Bend, Oregon 97701 USA  
ph. (541) 382-7585  
fax (541) 382-8531  
email: [info@metoliusclimbing.com](mailto:info@metoliusclimbing.com)  
web site: [www.metoliusclimbing.com](http://www.metoliusclimbing.com)



The people behind Metolius are our single most important attribute. Generally, we are a band of climbers who didn't fit the corporate model and wanted to make equipment that wasn't available at the time. Most importantly, we wanted to be able to bail work when the conditions were primo. Within this catalog, we've given you a brief introduction to a few of them... some you may have heard of, others not. The common theme we all share is a great love of the outdoors and a passion for the sport we love, climbing (in all forms). The people that make up Metolius, in my humble estimation, are unsurpassable and I believe our products are a direct reflection of their hard work, pride and dedication.

**Doug Phillips / President (Bend 2007)** Founding father of Metolius Climbing - inventor and amazing craftsman who works in multiple mediums. Whether its starting a new factory in China or developing a new innovative piece of gear, he is undaunted by any challenge and does it the old school way with plenty of hard work. Ripping skier, guitar player, husband, father, 5.15 commitment level to Metolius. © Brooke Sandahl



**Brooke Sandahl / V.P. (Yosemite 1981)** Introduced to climbing/outdoors at a very early age & initially terrified of climbing, he eventually got over it and never looked back. He is professionally trained as a geologist and enjoys reading about science & natural history. Other passions include surfing, wave sailing and putting up as many new climbs as time allows... father of two amazing kids, he is still searching for the perfect line. © Dan Cauthorn



**Jim Karn / Product Designer (South France 1987)** Raised in Ohio, Jim fled to Boulder a.s.a.p. to become an elite rock climber. Into hard climbing, bouldering and comps, he has multiple national titles and was competitive at the World Cup level. A serious hard-worker, Jim brings the same intelligence, focus and determination that got him so far in the climbing realm to his job designing products for Metolius. © Brooke Sandahl



**Kent Benesch / Training Division Coord. / Yantai Liaison (Yosemite 2008)** Shown here on the summit of Half Dome after a bold solo of the cables route (cables were down). An Oregon native, Kent's drive for adventure has taken him to crags, walls and mountains all over the west. He single handedly molded / poured / supervised the entire collection of training products for Metolius for a decade and a half...no small task. Still fitter than your average tri-athlete, he continues to hike, bike and climb during his free time & is into exploring the vast empty spaces of western states on his KTM 990. © Kent Benesch



**Mike Stöger – Engineer / Quality Control (S. California 1986)** Mike (pink tee) pictured here with Tedd Thompson... always positive, always stoked, Mike lives, breathes and eats climbing. Born in Austria, he has a traditional European passion for climbing & the mountains. Mike climbed 14b/c before anybody else in the US, 5.13 on the Eiger North Face, authored countless F.A.s and continues crushing it. Husband and father, Mike's kids exhibit his superior brand of genetics & proclivity towards climbing. Mike brings a dedicated work ethic to his job, testing and implementing all phases of our Q.C. program, and is currently helping to write standards for the UIAA/CE. © Thompson Coll.



**Chip Miller / Sales Manager (Meadow Camp 1996)** Born and raised in MT, Chip has climbed all over Pacific Northwest & enjoys trad and alpine climbing. An avid BC skier & paraglider pilot, he also enjoys firearms / target shooting. Husband, proud father to wee Felix, blue heelers are the dog of choice... world traveler, armchair economist / philosopher, foodie and oenophile. © Miller Coll.

**2010 Metolius Employees**

- Moses Alanis
- Chris Askew
- Dana Benesch
- Kent Benesch
- Robert Benson
- Bryan Calidonna
- Ruben Carbo
- Pat Carr
- Maureen Cruse
- Chris Daane
- David DeSilva
- Joel Evanoff
- Larry Fogg
- Justin Hodai
- Michael Holmes
- Sabrina Jones
- Paul Jones
- David Kaagan
- Jason Karn
- Jim Karn
- Jessica Kernion
- Jacob Kimel
- Jeff Kochanowski
- Guohua Li
- Andrew Mason
- Chip Miller
- Emily Miller
- Ande Phillips
- Charles Phillips
- Doug Phillips
- David Potter
- Jamie Priestley
- Tim Reynolds
- Chad Rohman
- Brooke Sandahl
- Bryan Snow
- Carmen Stewart
- Mike Stöger
- Scott Summers
- Evan Sutherland
- John Tavares
- Tim Toliver
- Martha Ullauri-Castro
- Erik von Heideken
- Michelle von Heideken

**Skylight Cave, Oregon ~ 1993** Powerhouse Scott Franklin nearly on-sighting the route Smooth Like Butter 5.13c. A truly unique arena for climbing, these lava caves are located east of Bend. At the time, they were some of the steepest routes on the planet and we referred to it as rock-wrestling because of its intense, full-body workout. If ever there was a reason for joining the Access Fund ([www.accessfund.org](http://www.accessfund.org)), these caves are the poster child. We lost an eight year battle with the BLM & Forest Service and sadly were dis-barred from climbing in them ever again. I named the route Smooth like Butter because it was like grabbing tiny, razor sharp, gerbil teeth. Scott read the route perfectly (au-vue / on-sight) and climbed the whole thing literally to the second to last hold (missing the final hidden jug)... one of the most impressive on-sight attempts I'd seen. © Brooke Sandahl





## Metolius Cams

What does a climber really want in a camming device? Tough, reliable units that are easy to handle, offer silky-smooth action, all in a flexible, lightweight, framework... and just the right sizes on your rack, waiting for the call of duty. Plus the ability to protect thin flaring pin scars, perfect parallel-sided granite splitters or soft, red sandstone fissures. You get all that and more when you choose Metolius Cams.

Metolius offers the most comprehensive line of cams in the world. You have the choice of our Ultralight Power Cam or TCU, Offset TCU, our new Master Cam or the incredible Supercam. Custom tailor your rack to suit the types and styles of climbing you enjoy doing... we've got the gear!



© Marko Prezelj

## Master Cam™

Designed to hold tight in shallow, flaring pin scars, deep parallel sided splitters, funky horizontals or bottoming pods... they are an amazing all-around cam and work well on virtually any rock type.

- Flexible, single stem w/ultra-narrow head
- Optimized cam angle for greater holding power
- Molded thumb piece and hot forged trigger assembly for precise control
- Machined cam stops
- Color-coded sewn sling and tubing
- CNC parts for tight tolerances
- 7075 – T6 aluminum lobes for high strength/durability
- CE/UIAA
- 3 Sigma
- Hand built, inspected & individually tested to ½ rated strength
- Sizes: #00, #0, #1, #2, #3, #4, #5, #6



**Canadian Rockies ~ 2008** Steve House stepping off the belay on what will become the crux M8 pitch of the Anderson-House route on the north face of Mount Alberta, April 08. This pitch came mid-afternoon on the first day that started off clear and cold, but ended with a snow-storm that would last while the pair climbed up and over the summit. With bad visibility they descended several gullies too early and were forced to leave half of these cams, one of the first sets of Master Cams ever made, as rappel anchors. Finders keepers. © Vince Anderson




Central Oregon ~ 2008 Hard-climbing Canadian Mike Doyle working on his new-found trad skills, Trout Creek Oregon. © Ben Moon

### Ultralight TCU™

Designed in 1985, the Three Cam Unit (TCU) was our first production spring-loaded camming device. Our big breakthrough came when we mounted the head on a flexible cable body (only rigid bodies had been used prior), giving vastly increased performance to these small units. Through the years, we've made countless refinements and today's units are 30% lighter than our original designs, yet just as strong! It's no wonder that the humble TCU is the world's best-selling mini cam!


- Direct Axle Technology (D.A.T.) makes our cams the lightest
- Narrow head-width for maximum placement options
- Optimized cam angle for greater holding power
- U-shaped body for incredible strength and durability
- Machined cam stops/extra wide cam faces for max hook-up
- Color-coded sewn sling and tubing
- CNC parts for tight tolerances
- 7075 – T6 aluminum lobes
- CE/UIAA certified
- 3 Sigma
- Hand built, inspected & individually tested to ½ rated strength
- Sizes: #00, #0, #1, #2, #3, #4



### Ultralight Offset TCU™

Flaring placements are a fact of life out on the hill. Our U.L. Offsets give you the perfect tool to deal with hard to protect features. The Offsets are composed of two small cam lobes and one larger lobe (per unit) which fit flares amazingly well.

- Offsets have two smaller lobes paired with one larger lobe
- D.A.T. makes U.L. Offsets the lightest units available
- Protect: shallow, narrow, flaring & bottoming placements
- Optimized cam angle for greater holding power
- U-shaped body for incredible strength and durability
- Extra wide cam faces for max hook-up
- Color-coded sewn sling and tubing
- CNC parts for tight tolerances
- 7075 – T6 aluminum lobes
- 3 Sigma
- Hand built, inspected & individually tested to ½ rated strength
- Sizes: #00/0, #0/1, #1/2, #2/3, #3/4



### Ultralight Power Cam™

Our original U-shaped body design gives these cams unparalleled durability and strength. They are a great all-around camming unit for protecting natural rock routes, big walls and alpine climbs.

- The lightest four cam units in the world
- Optimized cam angle for more holding power
- U-shaped body for incredible strength and durability
- Machined cam stops
- CNC parts for tight tolerances
- 7075 aluminum lobes (sizes #00-#6), 6061 (#7, #8)
- CE/UIAA certified
- 3 Sigma
- Hand built, inspected & individually tested to ½ rated strength
- Sizes: #00, #0, #1, #2, #3, #4, #5, #6, #7, #8



### Supercam™

More range than any double axle design; lighter with fewer parts... it all adds up to a new generation of extended-range cams. Flat out the best design for medium and large-sized cams!

- Asymmetric cam lobes allow the entire lobe to be utilized
- A more stable design for sizes 1 ½" and up
- New spring technology gives precise, equal tension pull
- Kevlar trigger material is light, strong and field maintainable
- 30% wider cam faces for maximum hook-up
- Optimized cam angle for greater holding power
- U-shaped body for incredible strength and durability
- Machined cam stops
- Color-coded sewn sling and tubing
- CNC parts for tight tolerances
- CE/UIAA certified
- 3 Sigma
- Hand built, inspected & individually tested
- Sizes: small, medium, large



**California, YNP ~ 1993** Lynn Hill chillin' at Camp 5 bivvy, on the eve before the Nose went free. You can see the electricity in her eyes and we were both feeling the incredible power of the Captain flowing through our veins. The Great Roof lies below (freed) and we've just done the cranky pitch above Camp V to avoid a nasty morning warm-up. Would she be able to free the Changing Corners pitch? Her dreams that night would say yes! I can think of no one more deserving to climb this epic route than Lynn. Topping out, we were met by a single friend, Steve Sutton, who had hiked up to the lonely summit to congratulate us... no paparazzi, no fuss, just a brother, a sister and a handshake! Camping under my favorite summit tree that night, we shared a small fire and our food & water with a haggard German team who had just barely scratched up the Shield. © Brooke Sandahl



When Dave Schultz and I began unlocking the final mysteries of the Nose, this was our base camp. We ended up spending a couple of weeks camping out under its wild mane. Here Lynn and Steve check the view in the glowing afternoon Sierra light. It's one of the most beautiful trees I have seen on our planet.



Lynn fighting on the Changing Corners pitch mid-Houdini, somehow making it work with a crazy combination of cross stemming, arm baring, arête pinching, pin-scar jamming and counter pressing in a dynamic choreography which I've never seen the likes of before or since.



A grand view looking down the rig with Lynn sorting coils at the top of the Changing Corners. © Brooke Sandahl (all)

### Ultralight Curve Nuts™

Our patented, side-to-side curve allows for bomber 3-point contact, gives the user a better view of placement quality and protects flares better than standard nuts.

- 30% lighter due to our unique attachment system
- Straight-sided taper makes placements extremely secure
- Protects flaring placements better than standard designs
- Color coding matches our camming line
- 7075 T6 aluminum (#1-#5) 6061 T-6 (#6-#10)
- Individually tested to ½ their rated strength
- CE/UIAA certified
- 3 Sigma
- CNC milled and hand-assembled in Bend, Oregon



### Astro Nuts™

The Astros use the same revolutionary shape as our Curve Nuts (with the addition of an asymmetric taper), giving the user a powerful tool for protecting small-sized cracks. The silicon-bronze heads are the perfect blend of strength and bite.

- Superior silicon-bronze for strength and holding power
- Straight-sided taper makes placements extremely secure
- Protects flaring placements better than standard designs
- Individually tested to ½ their rated strength
- CNC milled and hand-assembled in Bend, Oregon

Aid sizes: #1-#5 (For aid climbing only)  
Free sizes: #6-#10 (For free/aid climbing)





1

### Curve Hex™

Adding curves to the classic hex shape make these pieces vastly superior to the straight-sided hex of old. Our hexes are a great investment for those venturing into the trad realm.


- Curved hex faces lock into placements with unmatched strength
- Each face gives a different thickness, making their placement range huge
- 4 placement options per piece
- The range of a cam at a fraction of the cost
- Awesome pro for alpine climbers
- Individually tested to ½ their rated strength
- 3 Sigma
- CNC milled and hand-assembled in Bend, Oregon



### Freenut Nut Tool™

Tired of weak nut tool designs, we put our heads together and came up with the ultimate refinement of this essential gear-retrieving piece.


- Hardened 420 stainless steel is incredibly strong and durable
- Unique curve lets you get behind pro to hook & pull
- Built-in wire-gate for easy on/off
- Hooked nose works well for cam trigger bars
- Precision grind taper gets into small spots
- Deluxe palm protector lets you pound w/your hand
- Weight: 2.3 oz. (64 g)



2



5



3



4

**(1) South France, Verdon Gorge ~ 1988** One of the most immaculate walls of free-climbing stone on the planet. An unidentified climber in red seen here on the last pitch of *Suvier et Punir* (7a+/12a). With a 200m static cord in my possession, Jim Karn and I took turns lowering each other down the four pitch route and climbing out on the monster top rope... jumbo pumping fun! In turquoise is the pouty-lipped French rock star Isabelle Patisier climbing in perfect rock-star style.

**(2) Yosemite, Phoenix ~ 1984** Ray Jardine put up this stunning test piece and it was one of the first climbs to be given the 5.13 grade. Alan Watts is seen here, just having pulled through the strenuous, leaning crux section. Few climbers on the planet could match Alan's skill at painful, technical crack climbs during this time period. Additionally, these were the times when the trad/sport wars were in full swing & being from Smith Rock, we copped a bunch of shit for being in the Valley... nothing like doing their hardest climbs to show them what's up!

**(3) Joshua Tree ~ 1986** This is Layton Kor masterfully plugging up the Double Cross... I had never seen him before, but recognized him immediately from all the images I had seen of him over the years. Layton was one of the fore-runners of the fast & light tradition & his swarming style left routes little chance... the dude is straight up legend!

**(4) Yosemite ~ 1984** This is a sweet line I spied just above the Cookie swimming hole. Pictured is Cali homeboy Bob Van Belle scratching into the crux (a move we never pulled). His Fires (shoes, with the first real sticky rubber) and red 2 ½ inch tubular webbing swami were standard issue for this time period. © Brooke Sandahl (all)

**(5) Lower Gorge, Smith Rock ~ 2006** The girl's got skills... recently certified as an AMGA Mountain Guide, Zoe Hart is climbing some very big routes, very fast. Here she works on her jamming skills on the choice balth of Smith Rock's seldom visited lower gorge. © Ben Moon



Actual Size —



### FS Mini Biner

Metolius has become synonymous with pushing the boundaries of gear design and our new FS Mini is a prime example. These rigs are very strong, extremely lightweight and reduce rack volume by an incredible amount. After a few uses, you'll find them easier to clip than full-size biners!

- Easier to clip, in many instances, than a full-size carabiner
- Perfect for quickdraws, cam & nut placements & anywhere a light/small biner is advantageous (clipping in your hammer, wall stuff sacks, camera etc.)
- Cuts rack weight
- Massively lowers rack volume
- Excellent strength numbers in all orientations
- 3 Sigma
- CE/UIAA approved
- Individually tested to 1/2 their rated strength
- Colors: chocolate brown, green

Weight: 0.82 oz. (23 g)


Strength: major axis: 23 kN, minor: 8 kN, open gate: 8 kN

### FS Mini Quickdraws

Now your entire quickdraw (two biners + sling) can weigh as much as a single one of your old carabiners. Super-light, super-strong and way less volumous, the FS Mini draws are a quantum leap forward for your climbing arsenal.

- Two FS Mini Carabiners joined by our 10 mm Monster Sling
- Incredibly light weight & low volume/exceptional strength
- Perfect for clipping bolts, extending gear placements
- CE/UIAA approved
- Carabiners tested to 1/2 their rated strength
- 3 Sigma
- Colors: chocolate brown, green (gray/white sling)

Available in: 5" length (12.7 cm) or 7" length (17.8 cm)



### Long Draws

These rigs have been overdue for a long time. Now to extend a gear placement or extend a clip to a bolt, simply grab the appropriate length and clip it. No more fighting a shoulder-length sling over your head, off the arm and finally clipping it. They are available with our popular Inferno Wire-gates or the new FS Mini. The three sizes are color coded for quick identification.


- Extra long quick draws (sides sewn flat together)
- For racking, just clip the bottom carabiner into the upper carabiner (now they don't hang so low)
- Available with FS Mini Biners or Inferno Wire-gate Biner

Lengths: 12" (25.4 cm), 16" (40.6 cm), 20" (50.8 cm)

Strength: 22 kN (4,950 lbf)



**Partners:** Choose your partners wisely... my philosophy about climbing partners is to always pick the ones you get along with, those that have a great sense of humor AND are better than you. This way, you get dragged up routes (laughing) that you never really had a chance at and you're bound to get better as a result of their higher skills. Plus, your best partners can often give you super powers!



(1) **Prusik Peak, Washington St. ~ 2002** Truckee native and all-around joker Doug Ingersoll caps a rest on the first pitch of Der Sportsman, a sweet backcountry line deep in the heart of the Central Cascades wilderness. Although much of the line was done by Alan Kearney (80s), we made significant detours and pieced together an amazing all-free line... one of the best in Washington. Enjoy the approach!

(2) **Mt. Slesse, Canada ~ 1978** High on the N.E. buttress of Slesse looking down at Dan Cauthorn. Dan was the consummate rope partner... highly skilled in all aspects of climbing, from El Cap to Alaska, frozen waterfalls to bouldering at Chuckanut, and ripping turns in the backcountry... always a blast to be with while exhibiting one of the best mountain senses that I've ever come across.

(3) **Tetons, Wyoming ~ 1987** Brents Hawks & Sonny: This Wyoming native was built like a scaled down version of Wolfgang Gullich. Brents's feats of strength were legendary: he could do multiple 1 finger, one arm pull-ups on all fingers, on either arm. He owned and operated one of the first and best rock gyms out west - Teton Rock Gym. Firmly entrenched in middle age now, he relaxes by doing races like the Western States 100 miler & drinking as many sub-polar health conisters as possible!

© Brooke Sandahl (all)





### Inferno Wire-Gate

Our wildly popular Inferno Wire-Gate has proven itself around the world in extreme climbing situations. It's a full-sized carabiner with a low weight, huge gate opening and it's one of the strongest biners out there.

- Hot forging keeps these carabiners lightweight/exceptionally strong
- Full size body w/massive gate opening
- Curved spine and rope wells assure high strength/weight ratio
- Individually tested to 1/2 their rated strength
- 3 Sigma
- CE/UIAA approved
- Colors: chocolate brown, green

Weight: 1.25 oz. (35 g)

Strength: major axis: 28 kN, minor: 9 kN, open gate: 10 kN

### Element Key Lock Belay Carabiner

This tasty, compact pear shaped design just got better with the addition of our key lock nose design. The thick rod stock makes for easy rope handling and works perfectly with our BRD, munter hitch or other plate-style devices.

- Work-horse belay biner for an exceptional price
- Key lock nose is snag free
- Perfect for our BRD, munter or other belay devices
- Individually tested to 1/2 their rated strength
- 3 Sigma
- CE/UIAA approved
- Colors: chocolate brown, green

Weight: 2.5 oz. (73 g)

Strength: major axis: 24 kN, minor: 8 kN, open gate: 8 kN



### Inferno Wire-Gate Quickdraw

Take two Inferno Carabiners, join them with a 13 mm Monster Sling and you have one of the strongest quickdraws available. Despite their high-strength, the Inferno quickdraws remain very light and extremely durable. It's the perfect all-around quickdraw for all your routes and projects.

- Two Inferno Wire-gate Carabiners with our 13 mm Monster Sling
- Incredibly light weight & low volume/exceptional strength
- Perfect for clipping bolts, extending gear placements
- CE/UIAA approved
- Individually tested to 1/2 rated its strength (all components)
- 3 Sigma
- Colors: chocolate brown, green (gray/white sling)

Strength: 22 kN (4950 lbf)

Available in: 5" length (12.7 cm) or 7" length (17.8 cm)



(1) Dolomites, Italy ~ 1991 A classic mountain shed near Cortina. © Brooke Sandahl

(2) Aleutian Islands, Alaska ~ 1983 The perfect symmetry of Shishaldin Volcano as seen from FV Seabreaker. © Brooke Sandahl

(3) El Cap Meadows, Yosemite ~ 1981 The cars & faces change, but the scene remains the same... Terri Lien and Brian Patrick racking for the Captain. © Brooke Sandahl

(4) Smith Rock ~ 2008 My neighbor Drew high on the route: Freedom is just another word for nothing left to lose (5 pitches 11c or 12a) © Ben Moon

(5) Grand Wall, Squamish ~ 1983 Popping the clutch on Kurt Schmeier's CB 450, we depart Bellingham late morning, pinning it for Squamish and the Grand... Weaving through traffic in Vancouver & then flat out up the Sea to Sky... a quick rack-up on Psyche Ledge and we're off... up the Strings, Mercy me, Split, Sword... bolt ladder and still higher... stoked cause I get to lead it all... Kurt flat out on the jugs sounding like a steam locomotive... down with light to spare... a quick Uncle Bens @ the Chieftain and we're back on the bike... slowed to a crawl in Vancouver and morphed into a full-on parade... surreal at night among the sky scrapers... we too become part of the show! © Brooke Sandahl



**(1) Verdon Gorge, France ~ 1988** Seen here is a young Yuji Hiriyama on the classic route Les Brave Gens (8b / 13d) which was, at the time, one of the harder routes in the world. Perfect blue-grey limestone with tiny pockets and fissures makes this a very technical outing. A pleasure to watch just strolling the rig (and doing it in supersoft Ninjas to boot!). Yuji has molded himself into one of the most amazing rock climbers of our times.

**(2) Clean Crack, Squamish ~ 1979** The EB Super Grattans, Whillians harness and knotted slings nail the time frame to the late 70s. Hardcore Squamish climber Greg Fowwaker is seen here stylin' the Clean Crack. I first met Greg and Hamish Fraser while bivied on Psyche Ledge in '77 or '78' (a dangerous place to sleep on a Friday night) and we all became part of the tribe of West Coast climbers... burning the tires off our cheap beater cars, driving the I-5 corridor north and south in search of the perfect pump.

**(3) La Palud, France ~ 1987** South France is a rock climber's paradise and the Verdon is central to so many good crags, it's crazy. Holed up at Jean Paul's Campground and taking a rest day, Angelica gives Joaquim a shave up.

**(4) Mt Woodson, California ~ 1985** Southern Cali crew members ((l to r) Mike Paul, brother David, heavy-weight climbing shooter Greg Epperson, Bob & Jocelyn Van Belle) were a gas to hang / climb and talk a ton of smack with. With the entire road from top to bottom brutally wired, going bouldering with these cats was a serious sandbag tour.

**(5) Blacktail Butte, Tetons ~ 1989** Although young, talented sport climber Jeff Paulson (aka the peddling meddler) was able to on-sight this easy 5.12, he still couldn't on-sight the Owen / Spaulding route on the big boy (Grand Teton) across the street... better luck next time bro! © Brooke Sandahl

### Safe Tech Helmet

After years of work, we feel like we have come out with a helmet that offers vastly increased head protection. Most serious head trauma results from the climber hitting their head in a fall (80% of head injuries). So we put extra impact-absorbing foam in the back and sides of the helmet as well as encasing the rest of the dome. We also wanted a helmet that remained super-comfortable, was very durable (could be used for years), was lightweight, and well ventilated. We are pleased with the results and feel like the Safe Tech Helmet is the perfect blend of safety, comfort and durability.

- Vastly increased head protection (from falling & falling objects)
- Thick layer of EPS foam for impact absorption
- Strong ABS outer shell for long service life
- Adjustable cranial retention system and chin straps
- Exceptional ventilation system to help you keep cool
- Head lamp clips
- One size: 21" – 23.5" (53.5 – 60 cm)
- CE/UIAA certified

Weight: 13.4 oz. (380 g)



## Safe Tech™ Harnesses +

Our harnesses are, hands down, the safest harnesses ever made! A bold claim you might say, but we have decades of experience and the testing to back this claim up 100%!

Aren't all harnesses "safe enough"? Maybe you think they are, but if that's true, why do so many climbing accidents involve the misuse of harnesses and/or the failure of structural and non-structural harness components? Many of these accidents are due to inexperience, but a surprisingly large number of incidents involve very experienced climbers who made life-threatening mistakes through fatigue, darkness, or a simple lapse in concentration. Safe Tech is the result of our conviction that designing harnesses with every possible margin of safety built in will save lives.

Wherever possible, each component is engineered to withstand a load of 10 kN (2,250 lbf). The main components are rated at:

- Gear loops — 10 kN (2,250 lbf)
- Rope locator — 12 kN (3,600 lbf)
- Rear haul loop — 12 kN (3,600 lbf)
- Leg loop elastics — 6 kN (1,500 lbf)



**Chekamus Canyon, B.C. ~ 2004** The ubiquitous Fred Becky: explorer, passage finder, scholar and author. His life's mission has been to unlock the hidden mysteries throughout our planet. In sporting terms, the only (week) analogy I could make to Fred's incredible journey would be the equivalent of winning the Tour de France something like 20 or 30 times. Berg heil Fred! © Becky



**Hidden Forest Cave, Oregon ~ 1994** What can you say about the first person to walk up and climb a 5.14 first go? Quite a lot actually! Swiss underground ripper Ellie Cheveux used a keen mind and an innate ability to quickly read sequences and execute them. His fast-twitch, committed style and knowledge of flow and momentum made it only a matter of time before one finally went down. © Brooke Sandahl



**Smith Rock, Lion's Chair ~ 1988** Shooter of the rockstars & rockstar: Iconic rock climbing photographer & climber Greg Epperson and talented Canadian climber Julie Leino converse about the plan of attack. Greg's amazing eye & technical competence combined with an ability to envision a route and shoot it as never before seen, produced some of the most mind blowing images of rock climbers ever. Note the homemade stilts strapped to his legs which, once in position, would allow him to extend the legs and push well out from the wall for the bird's eye perspective. © Brooke Sandahl

### Waldo

Massive comfort for big walls and course setting

- The world's most comfortable big wall harness
- ½" thick slabs of foam pad the waist and legs
- 5.625" wide waist belt & 5" wide leg loops
- 3-D adjustable rise for perfect fit
- Dual front belay loops
- Drop seat rear elastics
- Sizes: s, m, l

### Women's Deluxe

All-around routes, gym, multi-pitch/walls

- Maximum comfort for women
- 3-D adjustable rise: THE only way to fit a woman
- Leg loops sized for a woman's physique
- Ergo components for unhindered movement
- Four 10 kN (2,250 lbf) gear loops
- Beefy front belay loop & rear haul loop
- CE/UIAA certified
- Sizes: xs, s, m, l

### Men's Deluxe

All-around climbing, multi-pitch/walls

- Maximum comfort for men
- Generously padded waist/leg loops
- 3-D adjustable rise yields perfect fit
- Ergo components for unhindered movement
- Four 10 kN (2,250 lbf) gear loops
- Beefy front belay loop & rear haul loop
- CE/UIAA certified
- Sizes: s, m, l, xl

### All-Around

Sport, gym, traditional, multi-pitch, alpine

- Excellent fit for men or women
- 3-D adjustable rise yields perfect fit
- Ergo components for unhindered movement
- Four 10 kN (2,250 lbf) gear loops
- Beefy front belay loop & rear haul loop
- CE/UIAA certified
- Sizes: xs, s, m, l, xl

### Sport

On-sight climbing, red-points, indoor

- Light, sporty and Safe Tech strong
- Narrow components for freedom of movement
- Two large pop-out style gear loops
- Super-durable materials and ultra-tough tie-in points
- Sizes: xs, s, m, l





### **PAS (Personal Anchor System)**

The PAS gives a high-strength connection to the anchor while threading for the lower, setting up a rappel or belaying. The PAS SHOULD REPLACE THE DAISY CHAIN, that many climbers wear affixed to their harnesses for free climbing. Daisy chains should NOT be used because they are only full-strength when loaded from end to end (intermediate pockets are rated for bodyweight only). The PAS is available with or without the Element locking carabiner.

- Constructed from 16 mm dyneema/nylon webbing
- A safe alternative for daisy chains
- Clip extra loops for compact storage
- Length: 42" (106 cm)
- Strength: 18 kN (4,046 lbf)
- Colors: black w/burgundy end loop, blue w/yellow end loop, grey w/blue end loop



### **Daisy Chains**

Essential tools for the vertical world, daisy chains can be used for rigging ascenders, leading aid pitches, sorting out belays or landing the haul bag.


- 100% nylon webbing (3/4"/19 mm)
- 12 pocket design/length 55" (1,397 mm)
- Strength: End to end 2,475 lbf (11 kN)
- Pocket Strength: 300 lbf (1.3 kN)
- Daisy Chains are intended for body weight applications only!
- Not for use as a belay anchor



### **Monster Daisy Chain**

Sewn from our 12 mm (1/2") nylon/dyneema blend web. They are a high strength and low weight/volume item.

- 12 pocket design/length: 55" (1,397 mm)
- 8" girth loop
- Strength: End to end 3,500 lbf (15.5 kN)
- Pocket Strength: 300 lbf (1.3 kN)
- Daisy Chains are intended for body weight applications only!
- Not for use as a belay anchor



### **Monster Quickdraws & Open Loop Slings**

Our Monster Webbing slings are custom woven from a blend of 36% dyneema and 64% nylon. This blend yields an incredible strength-to-weight ratio, allowing them to slim down to a narrow 13 mm width. Monster Webbing exhibits excellent mechanical properties including high tensile strength and excellent abrasion resistance. The Dyneema fibers lower the amount of water absorption, making them ideal for alpine rock, big walls, ice and mountaineering applications.

- Quickdraw lengths: 5" (12.7 cm), 7" (17.8 cm)
- Open Loop lengths: 10" (25 cm), 22" (60 cm), 46" (120 cm)
- Strength: 22 kN (4,950 lbf)



**YNP, California ~ 1991** Tree, boulder and the Cathedral Group in the background washed in the late afternoon light. © Brooke Sandahl

## Gear Slings - Ergonomic and Multi-loop

Our ergonomic cut gear sling hugs the torso better than standard hoop designs. We broke new ground with the introduction of the Multi-Loop sling which allows distinct organization of your equipment.

- Comfy ergo cut keeps sling solidly in place
- Custom buckle allows for easy torso adjustment
- Single or double-sided capability
- Soft synthetic fabric next to skin
- Main body sling: 6.6 kN (1,500 lbf)  
(individual loops to be used for gear only)
- Colors: assorted

Model	Weight
Ergonomic	4.2 oz.
Double D	4.4 oz.
Multi-Loop	4.4 oz.
Multi-Double D	5.5 oz.




Multi-Loop



Double D



Multi-Double D



## Big Wall & Big Wall Multi-Loop Gear Slings

It's large carrying capacity and well padded body make toting a big wall rack bearable. Choose from the standard loop or our popular Multi-Loop models.

- Fully adjustable racking loops via custom aluminum buckles
- Well padded shoulder straps/backpack body
- Handy storage compartment w/zippered closure
- Works with a hydration bladder
- Height-adjustable sternum strap
- Front clip speed loops for frequently used items
- External daisy chains on storage pocket
- Not intended for use as a chest harness

### Big Wall Gear Sling

10.6 oz. (300 g)

Main Loop Strength: 4.4 kN (1,000 lbf)

Colors: assorted

### Multi-Loop Big Wall Gear Sling

12 oz. (340 g)

Main Loop Strength: 4.4 kN (1,000 lbf)

Additional gear loops not structural

Colors: assorted



**Eldorado Canyon, Colorado ~ 1985/Aggro Gully, Oregon ~ 1989** I first met Frenchman Patrick Edlinger camping next to him in the old canyon sites right above the creek. He'd come back after climbing or training runs and smoke cigs and we'd attempt to converse at the most basic level, as neither spoke the other's language. I'd never heard of him, but soon would. Through the years, we'd develop a lasting friendship of those who continually cross paths. I was walking up the canyon this morning and saw a team on Genesis(12c), then one of the test pieces in the canyon put up by Jim Collins. I got out my camera and took two images. Later that day, I found out it was Patrick and he had done the route on-sight. At this time, only a very small handful of people were capable of climbing a route like this. Patrick, with his long blond hair and honed physique would go on to become a huge star throughout Europe, winning competitions and climbing the very hardest routes. For sure he was one of the cats to break down the barriers of perception and show the rest of us what's possible, a theme that has been played out since the day man started climbing. © Brooke Sandahl



## Bomb Shelter Portaledge

When the weather blows up, you need a Bomb Shelter to hide out in! These ledges are the beefiest, most durable portaledges on the planet. Plus, they are incredibly easy to set up. Chock full of features which all make camping in the vertical world a pleasure... or at least ease the suffering.

- Heavy-duty construction
- Sleep well: non-sag bed/rigid frame and innovative spreader bar
- 6061 T-6 tubing for maximum strength/light weight
- CNC corner blocks are strong/light and make setup casual
- All tubing ends/joints are double or triple walled for high strength
- Heavy-duty polyester bed is double thickness in high-stress center section
- Wall-side abrasion guard protects bed
- Color-coded riser straps w/easy adjust cam-lock buckles
- Master clip-in loop/gusseted yoke keep riser straps tangle free
- Includes Durathane™ hauling sack

### Bomb Shelter Single Ledge

Platform size: 2' 6" x 7' (.76 m x 2.2 m)  
11 lbs. 7 oz. (5.2 kg)

### Bomb Shelter Double Ledge

Platform size: 3' 9" x 7' (1.2 m x 2.2 m)  
13 lbs. 12 oz. (6.2 kg)

### Walker Citadel, Baffin Island ~ 1995

Rick Lovelace packing the haulbags, after making the first ascent of the Walker Citadel. It took 21 days of continuous effort to climb this gigantic 4,000' big wall. This 1995 ascent was an early trip into the recently discovered Sam Ford Fjord on the east coast of Baffin Island. The climbers descended to find that their route back to civilization was completely melted out. After a failed attempt to hike 170 miles around the fjord, they returned to their base camp to wait for a pickup. After two weeks, mostly without food, three Inuit fishermen found them and carted them back to civilization.  
© Paul Gagner



## Bomb Shelter Fly

Our flies exhibit the best top cap/clip-in system out there, keeping the contents (you) cozy and dry! All main body fabric seams are RF welded for weather fastness and no detail has been left to chance... we even provide a picture window for a look around without having to open things up.

- The finest fly attachment point out there/weather-tight & ultra-secure
- Burly 420d coated Oxford fabric with hot-taped seams
- Storm pole included - increases internal volume and weather resistance
- Heavy-duty abrasion skirt (Jr. ballistic)/double thick corner reinforcers
- UVX window allows view of conditions outside
- Includes an integrated, compression stuff sack

### Bomb Shelter Single Fly

Weight: 4 lbs. 15 oz. (2.25 kg)

### Bomb Shelter Double Fly

Weight: 5 lbs. 7 oz. (2.47 kg)



Europe ~ 2007 Portaledge party high on Chalchschijen © Jvan Tresch



Mt. Watkins, South Face Route ~ 1996  
The drill sergeant, Canadian Steve Sutton, freshens up the anchors on Mt. Watkins © Brooke Sandahl




Nose, El Cap ~ 1990 After a lifetime of preparation and saving the route till the time was right, I felt ready to give it a go. Scott Franklin would be the perfect partner and he too had never set foot on the route. The mission was to hopefully free it, one pitch at a time, coming from the ground. Being late October, we packed our winter gear, ledge, bolting equipment and about a ton of food. As we readied, a massive storm blew in trapping several parties high up and sending the rest to the ground. Our friends on Sea of Dreams were only two pitches from topping out, but got nailed hard. The Fish and partner, on Native Sun, took a hiding as well... both parties got plucked off after three days of extreme gnarl. Although the Fish was to declare to the rescuers that he was in "mint condition," his less hardy partner was rumored to be thinking about jumping to get it over with! When the weather cleared, Scott and I were the only takers and we had the entire Captain to ourselves. Perfect. Sadly, we got shut down by a soaking wet Great Roof, but had a good look around and felt confident that there was a way forward.  
© Brooke Sandahl

## Gizmo Belay Ledge

Modeled after our big ledges, the Gizmo ledge is perfect for extended belay sessions, single push walls, rigging work or camera platforms. Same hearty design, construction and materials as found in our full-size ledges all in a compact package.

Platform size: 1' 8.5" x 3' 3.5" (.51 m x .98 m)  
Weight: 5 lbs. 7 oz. (2.45 kg)





**(1) Liberty Bell, North Cascades WA ~ 1991** The Liberty Crack splits this granite monolith in a near perfect fissure from top to bottom. Just big enough to be classified as a big wall, it is really pretty small as such, but what it lacks in stature is more than made up for in perfect stone, high-quality climbing and an incomparable setting. This is Brooke Sandahl approaching the route's crux, the Lithuanian Roof, belayed by Adam Grosowski. © Kurt Schmeier

**(2) Liberty Bell, Thin Red Line ~ 1982** Dan McNearthey enjoys the view from the bivy at the 5th pitch. Brothers Dan & Pat were a powerful force in Washington climbing back in the day. Talented at all disciplines, they would eventually take their skills to big routes like the North Buttress of Mt Hunter. Part of the crew-to-be called the W.P.O.D. (White Punks on Dope), they were, in reality, very bright computer programmers and extremely fit athletes. © Brooke Sandahl

**(3) Dawn Wall ~ 1981** Terry Lien is another exceptional Washington climber whose all-around talents saw him up much varied terrain. Terry had already climbed two El Cap routes before his 18th birthday... back in the day, a pretty major feat. He was also a talented free climber and excelled on granite cracks. Those who climb at the Index Town Wall will be very aware of his sandbagging abilities as well! © Brooke Sandahl

**(4) South Greenland ~ 2006** Uber-talented Swiss brothers Jvan & Michi Tresch have consistently pushed the modern limits of free climbing on big walls around the world. Here they scope out future dream lines on the austere and remote granitic big walls of Greenland. © Jvan Tresch

## Haul Bags

Our Durathane fabric is ten times (YES 10 X) more abrasion resistant than the standard vinyl-coated nylon used in virtually every other haul bag. So instead of two or three walls, your Metolius haul bag will last twenty or thirty walls. Sure they cost a bit more... but you do the math.

- Durathane, Durathane, Durathane main body fabric, the toughest
- Welded main body seam for durability and water resistance
- Structural stitching is covered w/3" webbing and then re-stitched
- River-bag style closure keeps weather out
- Well padded suspension system tucks away fast for haul mode
- Tough aluminum closure buckles won't break like plastic ones
- Internal pocket/3 internal gear loops
- Drain hole/under bag haul point




El Cap — 9600 cu. in./157 L (8 lbs./3.6 kg)

Half Dome — 7600 cu. in./125 L (7 lbs. 7 oz./3.4 kg)

Quarter Dome — 4200 cu. in./69 L (5 lbs. 1 oz./2.3 kg)

Sentinel — 2800 cu. in./46 L (4 lbs. 11 oz./2.1 kg)



## Aiders

We have the classic triangular or ladder style aiders in a number of lengths and webbing options. We also offer some specialty aiders, like the Pocket Aider which has its own storage pocket and our ingenious Easy Aider.

- All aiders constructed from robust 100% nylon
- Biothane step stiffeners for easy foot placement
- Reinforced clip-in points
- Full strength grab loops

## Easy Aider

Our innovative design makes aiding fast and hassle free via our instant-adjust buckle assembly. Just clip the next piece and pull on the tail to adjust height exactly. They also make the ultimate ascender slings... giving you the perfect length every time.

- Robust nylon webbing/buckle assembly
- Wide, comfortable foot stirrup (2 3/4" wide)
- Stirrup buckles securely onto foot
- Right & left side (specify when ordering)
- Carabiner not included/for body weight only

## Easy Daisy

Our revolutionary design makes aiding fast and hassle free via our instant adjust buckle assembly. Just clip the next piece and pull on the tail to adjust height exactly.

- 3/4" (19mm) nylon webbing/length — 56" (1,422 mm)
- Hard-anodized CNC aluminum buckle
- Strength: 300 lbf (1.3 kN)
- Daisy Chains are intended for body weight applications only!
- Not for use as a belay anchor



**Smith Rock Group, Freedom ~ 2008** Tim Garland teaches school in Redmond, and after work, trains down in the Park. He is quietly moving through the grades and ticking some quite hard lines. Here he is seen making an early repeat of a Thomas Emede route, Freedom.  
© Ben Moon

## Haul Packs

These hearty little packs are designed to be hauled up the hard pitches and won't shred like a standard backpack. Their clean and functional layout is perfect for climbers who like a simple yet bombproof crag pack. We offer you 4 different sizes from which to choose.

- Specifically designed for climbers
- Super-tough Durathane fabric
- Haul bag style clip-in points
- Zippered pocket in packs lid
- Unbreakable metal closure buckle
- Largest three offer tuck-away shoulder straps and removable waist belt
- Color: assorted

Model	Volume
Zodiac	900 cu. in. (15 L)
Mescalito	1,450 cu. in. (24 L)
Shield	1,890 cu. in. (31 L)
Express	2,380 cu. in. (39 L)







**Byron Glacier, Alaska ~ 2007** In between rain squalls, Kaley Westhusing and family have a go at this wilderness crag near the snout of the Byron Glacier. © Ben Moon



**Fifi Buttress, YNP ~ 2004** Free climbers Jim Karn and Brittany Griffith try their hand at the aid climbing thing on the steeps of Fifi Buttress. With the ledges set up, it's time to settle into a few cocktails and enjoy the view. © Dan McDevitt

## Gloves

Our gloves have become world renowned for their snug fit, excellent dexterity and durable construction. In addition to our popular all-leather models we are unveiling a new synthetic climbing glove called the Iron Hand. The Iron Hand Glove is a lighter weight model; perfect for all your climbing uses.



Iron Hand Climbing Glove

## Iron Hand Gloves

- Synthetic version of our popular climbing and belay glove
- Excellent for: belaying, big wall climbing, ropes courses, via ferratas
- Maxkin synthetic main body
- Burly split leather cowhide palm reinforcement
- Breathable, form fitting spandex/nylon back panel
- Reinforced stitching throughout
- Hook & loop adjustable wrist closure
- Sizes: xs, s, m, l, xl
- Color: tan body/brown palm



Iron Hand Belay Glove

## Climbing Gloves




- The ultimate climbing glove
- Durable cowhide main body with triple stitched, split cowhide palm reinforcement
- Reinforced stitching throughout
- Bar-tacked webbing clip-in loop
- Hook & loop adjustable wrist closure
- Sizes: xs, s, m, l, xl
- Color: natural body/brown palm



## Belay Gloves

- Full-fingered version of the Climbing Glove
- Gives the belayer a huge advantage controlling the rope
- Perfect for cooler temps/full hand protection
- Sizes: xs, s, m, l, xl
- Colors: natural/brown, tactical black





1

2

1

**(1) Mt Woodson – California ~ 1986** The Watusi (Mike Paul) pumps up the right side of the Television Screen while Bob Van Belle gives him the old-school spot from above. Like so much of southern California, Mt. Woodson sports a massive offering of granite eggs for the taking. Mike and Bob pioneered many of the sweet lines here and a young Chris Linder would cut his teeth on these very same blocks. © Brooke Sandahl

**(2) Pillars of Paine, Joshua Tree ~ 1981** Talented artist Adam Grosowski makes a crossing while architect/engineer Jeff Ellington looks on. While the old chain in Camp 4 was the inspiration, climbers Adam & Jeff would substitute climbing webbing into the equation and revolutionize the sport of slack-wire walking (aka slack lining as it's more commonly called today). Spending thousands of hours training in the power plant at Evergreen State College, they would go on to walk slack wires and high wires, indoors and out, all over the West Coast. Both were incredible to watch and it wasn't just about getting to the other end, but all about the style! © Brooke Sandahl

**(3) Kedar Dome, Garhwal Himalaya ~ 2003** Hardy adventurer Kevin Thaw froths to climb anything: a boulder, a pitch, a big wall or an unclimbed Himalayan giant. Seen here cranking a V4 at 15,000 ft. while on the way to their objective, Kedar Dome. © Mark Symott

**(1) Snowbird, Utah ~ 1988** The first big U.S. international climbing competition was held on the side of the Cliff Lodge up at Snowbird. This is Marc at the Snowbird camp. The Le Menestrels were an amazing family, all climbed at a very high standard (including mum Helene & pop Jacques). Mark and bro Antoine were among the best in the world. They would put up some of the hardest, most classic routes in South France, like Chouca 8b (pre-figure 4 grade - named after the family's dog, a Pyrenees Shepard), La Rose et Le Vampire 8b and Le Minimum (8b+, since upgraded to 8c - one of the first 5.14s on the planet). When they visited Britain (playing on the historic rivalry between France & Britain) Antoine would go straight to one of the hardest routes in the U.K. at that time, Revelations, and work it on day one, red-point it on day two and free solo it on day three. Enough said! © Brooke Sandahl

**(2) Verdon, France ~ 1988** Climbing brings nations together. Here, our rough and ready crew checks the view into the gorge and contemplates the next move (From L to R, Austrian Peter Schaffler, Canadian Julie Leino, Yankee Colin Lantz and French woman Cathy Belail.) © Brooke Sandahl

**(3) Bellingham, WA ~ 1979** Designed by the man himself, Royal Robbins, the "Robbins boot" as it was known, was the boot of choice for standing in slings due to its full steel shank, but man did they suck for free climbing. They were, however, impeccably crafted and who could argue with blue suede shoes and red laces... the cursive Yosemite in gold lettering on the side pretty much put them over the top. If you were a shoe junkie, you just had to have a pair. Behind is the EB Super Graton, which was actually THE shoe for many years... although they would instantly become obsolete when Boreal Fires hit the market with their incredible sticky rubber. © Brooke Sandahl



**Super Chalk**

Super Chalk was the first chalk specifically formulated for rock climbing. We found the perfect magnesium carbonate and added a safe, but extremely effective, drying agent (FDA approved) and Super Chalk was born. It's now widely recognized as the number one selling chalk on the planet and comes in our dreamy chunky/powder mix or pure powder.

**Super Chalk available in the following sizes:**

- 2.5 oz. – re-sealable plastic bag (70 g)
- 5.0 oz. – re-sealable plastic bag (141 g)
- 10 oz. – re-sealable plastic bag (283 g)

**Fine Grind Chalk**

For those who want a 100% fine texture, this chalk will stoke you out. Fine Grind is our powdered Super Chalk ground to a finer consistency.

- 4 oz. – re-sealable plastic bag (113 g)



**Block Chalk**

Made for those who like the feel and crunch of block chalk; ours is 100% mag/carb (contains no drying agent). Metolius Block Chalk is super effective at moisture absorption, friction enhancement, and is an unbeatable value.

- Eight 2 oz. blocks: 1 lb. (454 g)

**Climbing Tape**

Protect your hands and fingers from abrasive stone with a generous layer of our climbing tape. Also great for supporting a sore wrist or finger, first aid, emergency gear repair... the list goes on.

- 100% cotton athletic tape w/powerful zinc-oxide adhesive
- Roll: 1 1/2" width x 45' long
- Includes step-by-step taping instructions



## Chalk Bags

Our new collection of bags match fabrics from around the world with cutting edge designs and tough Metolius craftsmanship. Choose from our super popular cylinder model or our angle-cut Yosemite model.

## Competition

- Classic cylinder shape is easy to dip into
- Full-length pile lining
- Stiff, easy-access rim
- Brush holder
- Includes belt w/side release buckle



South Island, NZ ~ 2000 East of the divide and down valley from Mt. Cook lies this sweet cluster of blocks known as the Pukaki Boulders. Dave Shultz gladly trades the ice and snow of Mt. Cook's south face for a warm session on the blocks!

## Yosemite

- Angle-cut design w/tapered body for access to the dust
- Full-length pile lining
- Stiff, easy-access rim
- Brush holder
- Includes belt w/side release buckle



Perfect mid-winter conditions prevailed with stunning views of the Ben Dahu range and the grass steppes of the Mackenzie country pictured in the background. © Brooke Sandahl

## Boulder Bucket

A large floor-standing chalk dispenser is a veritable fountain of powdery refreshment.

- Tapered shape reduces spilling
- External pocket
- Pile lined/fully taped seams
- Dual brush holders
- Includes M-16 Bouldering Brush/2.5 oz. bag of Super Chalk



## Crash Pads

Crash pads have revolutionized the sport of Bouldering by giving a much safer and softer landing zone. Ours use the best foam combinations and durable fabrics to give you the easiest let down available.



### Sketch Pad

Named in honor of Kinnaloo Bruce's original Sketch Pad. This functional old-school pad gets you back to the basics of bouldering.

- Perfect entry level or circuit pad
- Clean layout w/only the necessary essentials
- Taco style fold
- 3" thickness gives good energy absorption w/low volume
- Open size: 42" x 32" x 3" (106.7 cm x 81.3 cm x 7.6 cm)
- Weight: 6 lbs. (2.72 kg)
- Color: blue/black



### Stomp Pad

A modern 4" thick pad with increased detailing and a cost-conscious price.

- Diamond rip-stop 420d nylon shell/900d polyester landing surface
- Metolius' innovative angled hinge design assures compact carry options
- Molded carry handle and indestructible metal closure buckles
- Open size: 36" x 48" x 4" (91.4 cm x 121.9 cm x 10.2 cm)
- Weight: 9 lbs. (4 kg)
- Colors: copper, pewter



### Boss Hogg

Loaded with features and tons of fall-stopping potential. Innovative foam layering system, ultra-burly materials and construction make the Hogg a solid choice for the newbie or pro.

- Unsplit top sheet covers hinge area
- Super-durable ballistics cover fabric
- Hypalon reinforced corners/stretch fabric in hinge area
- Single buckle closure flap with handy stash pocket
- Auto carpet top w/waterproof backing keeps foam dry
- Unbreakable metal buckles
- Well padded shoulder straps & nylon webbing waist belt
- Suitcase-style molded carry handle w/two additional drag handles
- Open size: 36" x 48" x 4" (91.4 cm x 121.9 cm x 10.2 cm)
- Weight: 10 lbs. 13.5 oz. (4.92 kg)
- Colors: blue, dark green



### Colossus

For those who need maximum coverage and impact absorption! Our new tri-fold design makes storage/transport and deployment heaps easier.

- Large 4' x 6' folding design w/our innovative angled hinge
- Durable 600d polyester outer shell and tough 900d polyester landing surface
- High quality dual-density foams to disperse landing forces
- Large top pocket for shoes/chalk bag/eats, etc. and small flap pocket for wee items
- Closure flap flips to cover shoulder straps (keeping them clean) while climbing
- Padded shoulder straps
- Multiple drag handles
- Unbreakable aluminum buckle
- Choice crag bed for camping/trucks/vans
- Open size: 48" x 72" x 3.5" (122 cm x 183 cm x 9 cm)
- Weight: 20 lbs. (9 kg)
- Color: green outer/dark green inner



(1) Squaw Creek, OR ~ 2008 Logan Carr boosting a big country dyno, with all points off, while Greg Garretson readies for the catch.

(2) Grampians, OZ ~ 2007 Will Stanhope's stinky foot in Australia.

(3) Squaw Creek, OR ~ 2008 LC confirms, "hell that water's cold!"

(4) Prineville Reservoir, OR ~ 2007 Clear the base! I'm coming in for a landing... © Ben Moon (all)

Warning: Bouldering falls can be extremely dangerous! The use of crash pads, spotters and helmets is highly recommended! Even taking these precautions, serious injuries can and do happen.

## Rope Bags

Your lifeline needs the absolute best care you can give it. A rope bag protects it from foreign substances during storage and transport and keeps it clean while at the crag, thus extending its life. They also prevent elbow tendonitis which can develop from continually coiling your cord (just ask a seasoned mountain guide).

### Ropemaster

This timeless design is still uber popular with the climbing community... it's the original Smith Rock rope bag!

- New easy-load tarp pocket
- New window lets you see which rope is stored within
- Huge capacity for 70 m cords
- Unbreakable metal closure buckles
- Padded, over-the-shoulder carry strap
- 4' x 5' (1.2 m x 1.5 m) nylon tarp keeps your rope/gear out of the dirt
- Colors: black, blue, red



### Dirt Bag

The long, thin profile makes the D.B. perfect for strapping to your backpack. A clean, simple bag made from super tough materials.

- Burly ballistic body fabric
- New easy-load tarp pocket
- New window lets you see the rope
- Capacity for 70 m cords
- Molded carry handle/added shoulder strap
- Easy on the wallet
- 3' x 3' (1 m x 1 m) nylon tarp
- Colors: black, blue, red



### Rope Ranger

The R.R. is our most fully featured rope bag... this is one sweet home for your lifeline.

- New easy-load tarp pocket
- New window lets you see the rope
- Huge capacity for 70 m cords, plus extra gear
- Unbreakable metal closure buckles
- Dual padded straps for backpack carry mode
- End-mounted carry handle
- External zippered accessory pocket
- 4' x 5' (1.2 m x 1.5 m) nylon tarp keeps your rope/gear out of the dirt
- Colors: black, blue, red

### Porta-Cord

The Porta-Cord is a new concept in rope protection. It works as a rope bag, rope bucket and small summit pack all in one.

- Small pack with a built-in tarp and tarp pocket
- Top loading & front opening capability
- Heavy-duty center zipper for easy access
- Hydration pocket, zippered lid pocket
- Dual external side pockets
- 3' x 3' (1 m x 1 m) nylon tarp
- Colors: black/grey, green/grey, blue/grey

## Monster Ropes

The Monster line has gained a serious reputation for soft, supple handling combined with long lasting durability! We offer a full line ropes and cordage designed specifically for the modern climber. Monster Ropes can be summed up in three words: safety, durability, trustworthiness. All Monster Climbing Ropes are UIAA and CE approved.



Trout Creek, Oregon ~ 2008 Cooling patterns in extrusive volcanic basalts created these wondrous columns, which just happen to fit fingers and toes very well. Mike Doyle seen here plugging up another classic TC stem-box. © Ben Moon

### Monster 7.8 mm

Our 7.8 mm double rope is super lightweight and dry-coated.

Uses: alpine rock and mixed routes where double rope technique is imperative. Works as a double or a twin rope.

7.8 mm x 60 m dry

- UIAA Falls: 16 double /6 twin kN
- Weight: 38 g/m
- Impact force: 8.5 double/5.7 twin kN
- UIAA & CE certified



### Monster 9.8 mm

A lightweight, high performance rope designed for today's modern routes.

Uses: trad & sport climbing, hard red-points, on-sights, alpine rock and free walls

9.8 mm x 60 m dry or non dry  
9.8 mm x 70 m dry or non dry

- UIAA Falls: 9
- Weight: 64g/m
- Impact force: 8.5 kN
- UIAA & CE certified



### Monster Static Ropes

Static ropes are characterized by their tough, durable nature and very low elongation. They are designed for use in applications such as jumaring, hauling, rope fixing, rigging and rescue work. They should never be used where energy absorption is required (i.e. catching a falling climber). Our statics meet or exceed CE and UIAA standards.



### Monster 9.2 mm

An ultra-light & high performance single rope designed for cutting edge ascents.

Uses: sport & trad, hard red-points, on-sights, alpine/wall free routes

9.2 mm x 60 m dry  
9.2 mm x 70 m dry  
9.2 mm x 100 m dry

- UIAA Falls: 5 - 6
- Weight: 53 g/m
- Impact Force: 6.8kN
- UIAA & CE certified



### Monster 10.2 mm

A very durable and versatile rope targeted specifically for rock climbers.

Uses: traditional rock & sport climbing, big walls and multi pitch routes

10.2 mm x 60 m dry or non dry  
10.2 mm x 70 m dry or non dry

- UIAA Falls: 12
- Weight: 66 g/m
- Impact force: 8.3 kN
- UIAA & CE certified



### Gym Rope

With a specifically designed sheath for greater abrasion resistance, our Gym Rope can take the repeated punishment in a commercial gym setting. Available in 30 m coil or 100 m spool.



## Big Wall Canvas Pants

These are the pants that you keep seeing everywhere. Boulderers, big-wall climbers, trad-masters and people from all walks of life are wearing these super-duro canvas pants.

- Heavy duty 100% cotton canvas
- Reinforced two-layer seat
- Front pockets/right-side cargo pocket
- Hook and loop fly and Metolius easy adjust waist belt
- Sizes: s, m, l, xl
- Colors: olive green, earth brown, navy blue



## Big Wall Canvas Shorts

Rugged and comfortable, they are the perfect option for warm-weather excursions.

- Heavy duty 100% cotton canvas
- Reinforced two-layer seat
- Front pockets/right-side cargo pocket
- Hook and loop fly/Metolius easy adjust waist belt
- Sizes: s, m, l, xl
- Colors: olive green, earth brown



**Squaw Creek, Central OR ~ 2008** (both) A couple of sweet shots of Mr. Carr sticking the wee right hand crimp on the classic 4-20 / 96' problem. This was probably the seventh or eighth time he'd done it for the camera and he was starting to gas a bit. Ben about fell off the snag he was shooting from to get this particular angle (pg 41 image)! © Ben Moon



## Dyno Pants

The Dyno Pants are built for function — sewn with durable nylon, they weigh next to nothing, wear extremely well and keep out wind and weather.

- Lightweight, durable nylon w/reinforced two-layer seat
- Front pockets right-side cargo pocket
- Hook and loop/Metolius easy adjust waist belt
- Sizes: s, m, l, xl
- Colors: black, tan



## Dyno Shorts

Similar to a pair of surf trunks... these are made for summertime heat and adapted specifically for climbing and hanging.

- Lightweight, durable nylon w/reinforced two-layer seat
- Front pockets right-side cargo pocket
- Hook and loop/Metolius easy adjust waist belt
- Sizes: s, m, l, xl
- Colors: black, grey

## T-shirts

The universal shirt of choice. Choose from any one of our styling graphic designs. They are pre-shrunk, 6 oz. 100% cotton.


- Sizes: s, m, l, xl



## Hoodies

Our hoodies keep you warm and cozy on those chill mornings. Choose from either our Team Hoody or the new Fish Hoody.

- 12 oz. cotton/poly blend
- Sizes: m, l, xl, xxl





## Training Equipment

Even with small amounts of time and dedication, huge gains can be made in your strength and stamina. All it takes is a doorway or beam to mount your device and a bit of willpower to use it.

### Simulator 3D™

The new Simulator 3D is hands down the best training board we've ever made! Currently in its 7th generation, we have perfected the layout, texture and have included an amazing number of training features. It comes with installation instructions, detailed training instructions and sample workouts.

- Master is CNC milled for perfect symmetry
- Tapers from top to bottom for good forearm clearance
- Massive variety of holds: pockets, edges, slopers, jugs
- Fine training texture

28" x 8.75" (711 mm x 222 mm)



### Rock Rings 3D™

Our new Rock Rings excel at pull-up related exercises as they allow supination and pronation of arms and shoulders for ergonomic pulling. They're great for home or travel as they can be hung up nearly anywhere. Comprehensive instructions and training guide are included with every set (sold in sets of two).

- CNC master is milled for perfect symmetry
- Fine training texture
- Highly portable

7.25" x 5.75" x 2.25" (184 mm x 146 mm x 57 mm)



**(1) Burma Road, Smith ~ 2007** Alpinist Steve House putting in the hard yards, building 8000 m quad power while towing tires up the Burma Road. © Ben Moon

**(2) Gorge Loop Road, Verdon ~ 1987** Dole-bludging, Brit trad master, Rich Turner, escapes the rain clouds of Britain for some relaxing sun tanning and bolt clipping in S. France. © Brooke Sandahl

**(3) Queensland, Australia ~ 2007** Surfing's training isn't it? Aussie soul sister Belinda Baggs sets it up for one off the bottom near her home break of Noosa Heads, Eastern Australia. © Ben Moon

**(4) First Street, Bend OR ~ 2006** You don't get a back like this serving tea! Metal worker Hunter Dahlberg finds the Simulator board key to putting a bit of extension on the system. © Ben Moon

**(5) Awbrey Butte, Bend OR ~ 1987** Awbrey was a classic bouldering area just on the outskirts of town. It sported some classic problems and some real high balls. Where Russel "Machine" Erickson stands is now a freakin' putting green and it's surrounded by yuppie mansions, many of which remain empty the majority of the year. Visiting Brit Craig Smith shows us how it's done... original gangsta style. © Brooke Sandahl

**(6) Camp IV, Nose ~ 1990** Why starve when you can eat like pigs. Never afraid of a few calories, Scott Franklin building power for the coming pitches. © Brooke Sandahl



1

2

3

## Climbing Holds

Our hold assortment is massive and getting bigger every year! Over thirteen full lines of plastic grips and a whole line of wood holds to boot. Plus an amazing array of specialty holds, such as our innovative Corner Holds, Inside Outs, Colonettes, and Screw-On series. We have holds which accurately mimic nature, to pure, clean, ergonomic training shapes for hardcore pulling. All our grips come with tendon friendly shapes; ultra-fine texture for low-impact, pain free training; super-strong resin mix; and all necessary mounting hardware. For those who don't have access to a climbing wall, we've got a number of great training options in our comprehensive training board line or other products like our Rock Rings or the Portable Power Grips.

(1) **Central Oregon ~ 2004** Sisters Camille & Simone Sandahl cranking out some laps on the home wall.

(2) **Rude Boys, Smith ~ 1986** Hey rude boy, whatcha gonna do? Jean Baptiste Tribout slayed it back in the day and had a special affinity for Smith Rock. Here he is seen making the actual first ascent of the long-standing Alan Watts project Rude Boys (5.13c). JB would go on to climb the first 5.14a in America (To Bolt or Not to Be) and a few years later, set the standard again with Just Do It (5.14b/c). For us locals, JB really opened our eyes to how much climbing one could fit into a day at the crag and, with this kind of work ethic, what could be accomplished by day's end.

(3) **Outer Space, Leavenworth WA ~ 1978** Ron Kucera seen here psyching for the crux pitch of Outer Space, a sweet multi-pitch rock route high above the Icicle Creek. A logger, Japanese speaker, teacher and former Metalius sales rep, Ron goes harder than most kids half his age. He relaxes now by charging big waves at Mavericks and paddling across Monterey Bay on his paddle board. © Brooke Sandahl (all)

(4) **Lynn Hill's Garage, Central OR ~ 2001** Long time Metalius ambassador Brittany Griffith never turns down a chance to train. Brit is a climber's climber and her extensive travels have honed a wide variety of climbing skills. © Metalius Coll.

**Collections:** to view all the holds go to [www.metoliusclimbing.com](http://www.metoliusclimbing.com)



**Erosion**



**Drips**



**Cobblestone**



**Naturals**



**Huecos**



**Solutions**



**Flowstone**



**Incut Edges**



**Blue Ribbons**



**Granite**



4



**Baja California, Mexico ~ 1988** Martin "Basher" Atkinson is shown here punching a front lever in a grass shack during his honeymoon. Basher is obviously worried about the lads back home getting it over on him. He is working out on a 3rd generation Simulator Hang Board (our 2nd production model). A classic cat, Martin now helps run Wild Country back home in the UK. © Fiona Atkinson



## Mega Packs

Confused as to what to buy for your new home wall? Take the mystery out of buying holds with our Mega Packs. Hugely popular, each Mega Pack offers a sampling of everything from Screw-On Hand & Footholds to Micros, Modulares, Mini Jugs, Macros and Roof Jugs. Plus you'll get all the mounting hardware, a Multi-Wrench and our "How to Build a Climbing Wall" booklet.



**Mega Pack 30**



**Mega Pack 40**



**Mega Pack 50**

## Packaged Sets

We have an enormous offering of Packaged Sets. They offer the sweet shapes you want, value pricing, a massive array of combinations and the packaging is made from recyclable, 100% post-consumer materials. All sets include mounting hardware and are available from any of our lines.



**Micro**



**Modular**



**Mini Jug**



**Super 7 Set**



**Bouldering Set**

## Specialty Holds

These shapes are some of our most fun and challenging, often mimicking natural features/rock types found outdoors. From innovative holds like our Inside & Outside Corner Holds, Plates & Rails to the mondo Colonettes... all offer you untold hours of pure pulling pleasure.

### Screw-On Corners

Every outside and inside 90 degree corner on your wood wall is wasted space... open up new terrain with our Corner Holds.

- Attach to any inside or outside 90 degree corner on a wooden wall
- Mount w/self-drilling wood screws
- Go where bolt-on holds won't
- Hardware included



**Inside Corner**



**Outside Corner**

### Screw-On Plates & Rails

Much like mini-features, these collections often give the ability to match your hands and use multiple features on each hold.

- Mount w/self-drilling wood screws
- Go where bolt-on holds won't
- Hardware included



**Plates**



**Rails**

### Screw-On Footholds

- Sets of twenty Screw-On Footholds
- Super-technical, low profile, attach to wooden walls
- Includes mounting screws



### Screw-On Handholds

- Sets of 10 Screw-On Handholds
- Low-profile holds, attach to wooden walls
- Includes mounting screws



**Flowstone**



**Incut Edges**

### Screw-On Modulares

- Medium-sized holds, attach to wooden walls
- 5 Screw-On Modulares on a packaged card
- Go where bolt-on holds won't
- Includes mounting screws



**Ribbs**



**Bosse**



Deluxe



Compact

## Wood Grips Deluxe & Compact Training Boards


These boards offer the unsurpassed feel and consistency of wood which is perfect for training. Skin-friendly wood texture and an excellent hold selection will guarantee a pumped set of forearms.

- Super skin friendly wood training board
- Large assortment of holds including jugs, big sloper, edges and pockets
- Comes with instructions for training and mounting and mounting hardware
- Deluxe: 28.25" x 6.9" (718 mm x 175 mm)
- Compact: 24.5" x 5.125" (622 mm x 130 mm)

## Wood Grips Climbing Holds

Wood makes one of the best materials for climbing holds. Due to its unique properties, it manages to do the impossible: provide enough texture for excellent grip while leaving your skin in mint condition. For those who want to train hard and save as much skin as possible, Wood Grips are the hands-down favorites.

- Smooth, rounded shapes made from alder wood
- Eco-friendly, sustainable product
- Includes mounting hardware
- Available in random 5 packs or a set of 25



### Front Cover Credits

- (1) Iron Ethan - © Andy Mann
- (2) Chuckanut Fossil - © Brooke Sandahl
- (3) Grove rides it - © Brooke Sandahl
- (4) Matterhorn cross - © Brooke Sandahl
- (5) Steve-O Mt Watkins - © Brooke Sandahl
- (6) Cauthorn Aquarian - © Brooke Sandahl
- (7) Cap & snag - © Brooke Sandahl
- (8) Piopiotahi NZ - © Brooke Sandahl
- (9) R.R. boots - © Brooke Sandahl
- (10) Earl Wiggins Civetta - © Brooke Sandahl
- (11) Renan's N.F. dream - © Ben Moon
- (12) Fat suitin' - © Ben Moon
- (13) The Duke - © Brooke Sandahl
- (14) Really super! - © Brooke Sandahl
- (15) Brain Death sunset - © Brooke Sandahl
- (16) Its going down! - © Brooke Sandahl

### Back Cover Credits

- (1) Carrigan's Rage - © Brooke Sandahl
- (2) Bulgarian bad ass - © Ben Moon
- (3) Orange Mechanic stone - © Brooke Sandahl
- (4) Its that-a-way - © Ben Moon
- (5) Wilder getting wild - © Andy Mann
- (6) Oz street urchins - © Ben Moon
- (7) Paki perfection - © Marko Prezelj
- (8) Tribute to Bridwell - © Brooke Sandahl
- (9) Jah Malakov - © Brooke Sandahl
- (10) Uncle Heinous Santee - © Brooke Sandahl
- (11) Dane froths OZ - © Ben Moon
- (12) Moon froths NE - Sasquatch
- (13) Fox Island cabin - © Brooke Sandahl
- (14) Shattering Jake - © Jake Bresnehan
- (15) Lynn & Steve - © Brooke Sandahl

1	2	4	5
	3		
14	16		6
12	13	15	
11	10	7	
	9	8	

1	2	3	5
		4	
	15		6
13	14		7
		10	8
12	11	9	



The End

Look for these symbols of genuine Metolius quality at dealers near you.



### METOLIUS CLIMBING

63189 Nels Anderson Rd. Bend, Oregon 97701

(541) 382-7585 Fax (541) 382-8531

E mail: [info@metoliusclimbing.com](mailto:info@metoliusclimbing.com) website: [www.metoliusclimbing.com](http://www.metoliusclimbing.com)

Concept/art direction/design/production: Brooke Sandahl

Editing: Chip Miller, Michelle von Heideken



Studio photography: Brooke Sandahl

### LIMITED WARRANTY:

Metolius Climbing Inc. products are warranted to the original retail purchaser to be free from defects in materials and workmanship for a period of one year and will be replaced without charge, if, after inspection by us, no misuse or alteration is disclosed. Metolius Climbing Inc. makes no other warranty expressed or implied.

### WARNING:

- These products are for rock climbing and mountaineering only.
- Climbing and mountaineering are inherently dangerous.
- You are responsible for your own actions and decisions.
- Specialized knowledge and training are required to use these products.
- You are responsible for knowing and respecting these product's capabilities and limitations.
- We strongly recommend that every climber seek instruction by a qualified professional.
- Always know the maintenance and use history of your equipment and destroy retired gear to prevent future use.
- The use of secondhand equipment is strongly discouraged.
- Failure to follow these warnings can result in severe injury or death.



WE  
MAKE  
THE  
GEAR



**25** years  
1985 - 2010

